



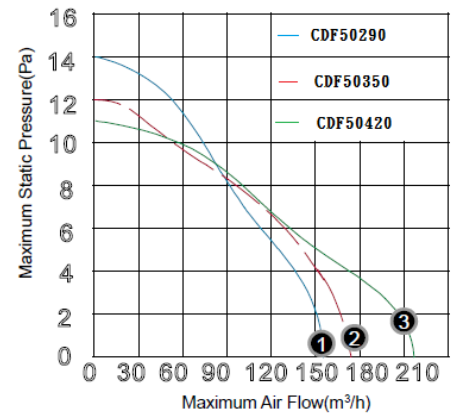
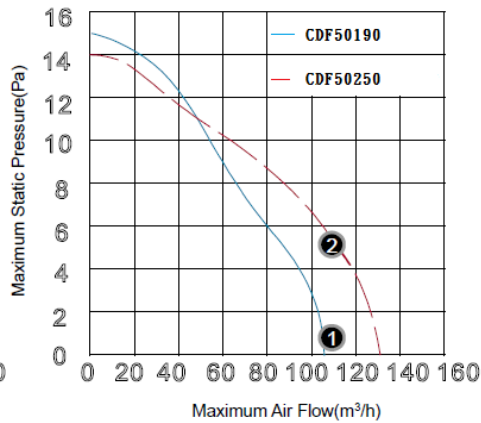
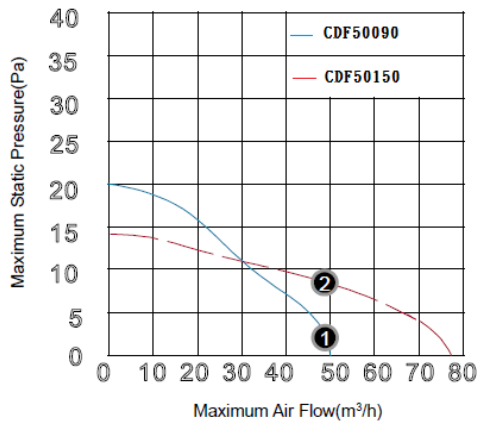
50 A Series



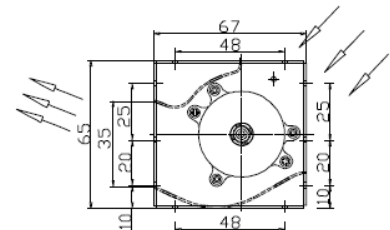
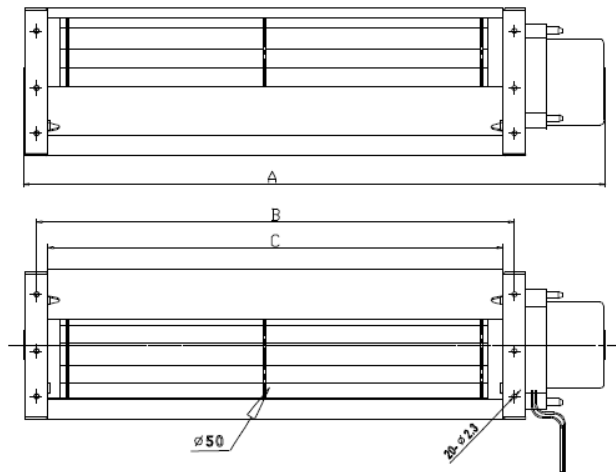
Motor : DC Single/Three Phase Brushless Motor

Material: Frame: Steel / Impeller: Aluminum alloy

P-Q Curves



Drawing:



SPECIFICATION

Model	Size (mm)			Voltage (V)	Current (A)	Speed (RPM)	Air Flow (CFM)	Pressure (in-H2O)	Noise (dB)
	A	B	C						
CDF1250090BM-A	155	110	100	12	0.16	2700	17.7	0.076	38
CDF2450090BM-A	155	110	100	24	0.10	2700	17.7	0.076	38
CDF1250150BM-A	215	170	160	12	0.21	2500	26.5	0.052	39
CDF2450150BM-A	215	170	160	24	0.12	2500	26.5	0.052	39
CDF1250190BM-A	256	210	200	12	0.28	2600	36.5	0.056	41
CDF2450190BM-A	256	210	200	24	0.15	2600	36.5	0.056	41



50 A Series

Model	Size (mm)			Voltage (V)	Current (A)	Speed (RPM)	Air Flow (CFM)	Pressure (in-H2O)	Noise (dB)
	A	B	C						
CDF1250250BM-A	302	260	250	12	0.35	2500	47.1	0.052	42
CDF2450250BM-A	302	260	250	24	0.18	2500	47.1	0.052	42
CDF1250290BM-A	340	310	300	12	0.35	2500	53.6	0.052	43
CDF2450290BM-A	340	310	300	24	0.18	2500	53.6	0.052	43
CDF1250350BM-A	410	370	360	12	0.40	2400	61.8	0.052	44
CDF2450350BM-A	410	370	360	24	0.21	2400	61.8	0.052	44
CDF1250420BM-A	475	430	420	12	0.46	2300	71.2	0.048	46
CDF2450420BM-A	475	430	420	24	0.23	2300	71.2	0.048	46